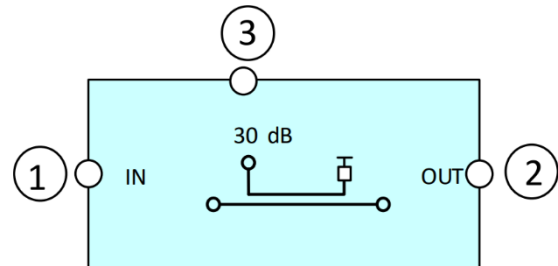


DATASHEET

4G DIRECTIONAL COUPLER Ns

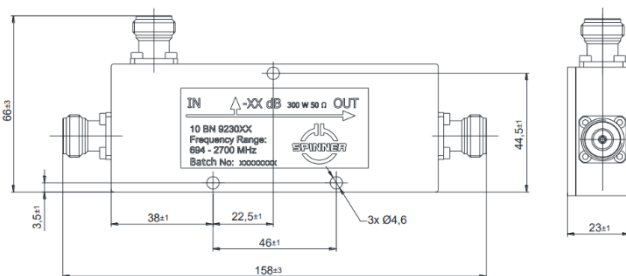
694 – 2700 MHz, 10 dB, -155 dBc, Spinner BN923058



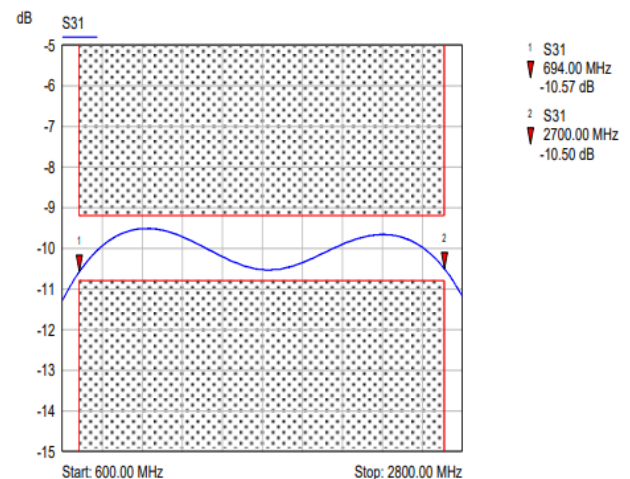
Block Diagram

SPECIFICATIONS

Splitting Ratio	1 : 0.1 : 0.9
Frequency Range	694 – 2700 MHz
Insertion Loss	1.1 dB
Coupling	10 dB ± 0.8 dB
VSWR	≤ 1.25
Impedance	50 Ω
Directivity	≥ 20 dB
Power Rating	300 W
IM – Value 3 rd Order @ 2 x 20 W	≤ -155 dBc typical ≤ -160 dBc
DC-by-pass	Port 1 to Port 2 (max. 1A per input max. 60 V DC (AISG Standard, 2.0 § 6.4))
Degree of Protection	IP 65 (Outdoor)
Environmental Conditions	ETSI EN 300019-1-1 Class 1.2 ETSI EN 300019-1-2 Class 2.3 ETSI EN 300019-1-4 Class 4.1E
Weight	0.35 kg
Paint Colour	Grey
Wall/Mast Mounting	To be ordered separately
Temperature Range	-40 °C to +80 °C
Dimensions (WxHxD)	23 mm x 66 mm x 158 mm



COUPLING



INSERTION LOSS

