

SKU: 01104C01



CEL-FI™
GO G31

5G/4G/3G

Smart Signal Repeater

Stationary Mode

Carrier Support:



Performance Leadership



Ease of Install



Leaders in Value



Fast Set Up



Carrier Grade Approved

The World's First All-in-One Cellular Coverage Solution for Indoor/Outdoor Stationary and Mobile Applications

Designed to solve cellular coverage issues for indoor and outdoor applications, the Cel-Fi GO G31 Smart Signal Repeater is the first carrier-class cellular coverage solution to offer industry-leading signal gain. Through artificial intelligence and Nextivity's award-winning IntelliBoost® signal processing, GO G31 delivers the industry's best voice and data wireless performance. The system is also guaranteed to be unconditionally network safe and does not interfere with other wireless devices.

Industry-Leading Signal Gain: By leveraging Nextivity's award-winning IntelliBoost® chipset, GO is engineered to deliver unmatched cellular performance and signal gain up to 100 dB.

Indoor/Outdoor: GO G31 is designed to offer reliable cellular connectivity for indoor and outdoor environments. With its IP54 rating, the system is built to be weather resistant for outdoor use.



5G/4G/3G Multi-Carrier Support with Carrier Switching: Easily select your network operator/ carrier from the WAVE app.



Stationary Model #	Bands	Mobile Model #	Bands
G31-3/5/28_EXA	3/5/28	G31-3/5/28M_EXA	3/5/28
G31-3/8/28_EXA	3/8/28	G31-3/8/28M_EXA	3/8/28
G31-3/8/28U_EXA	3/8/28U	G31-3/8/28UM_EXA	3/8/28U



Maximum Gain: Industry-Leading 5G/4G/3G Voice and Data (65 dB Mobile/100 dB Stationary Depending on the Region)



Best Performance: Smart Signal Repeater with IntelliBoost® Chipset Smart Technology



Cellular Coverage: Multi-User Mobile or Stationary Modes for Buildings, Residential, Remote, Vehicle, Trucking, RV, and Marine



Ease of Setup: 6 Steps for Installers and Maximized by AntennaBoost™ for Optimum System Performance



Cel-Fi WAVE: Mobile Device Application for System Set Up and Changing Modes and Carriers



Weather Resistant: IP54 Rated for Indoor or Outdoor Installations



Network Safe: Carrier Approved with No Noise Guarantee



Flexibility at Your Fingertips

Operator Switching

Selecting your network operator is easy. Just download the Cel-Fi WAVE app and select your mobile network carrier from the Settings page.

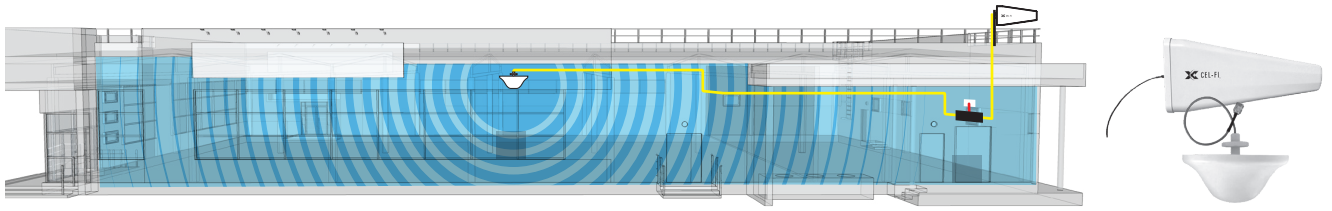


Mode Switching

Switch between Mobile and Stationary through the Cel-Fi WAVE app. Simply connect to your repeater and select the Mode from the Settings page.

Stationary Mode

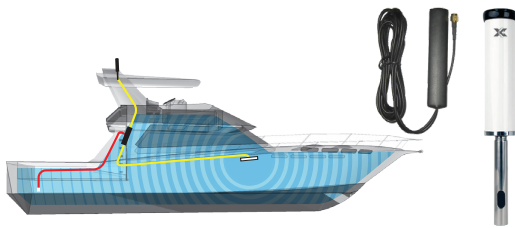
Providing coverage up to 1,500 m² per system (15,000 ft²), Cel-Fi GO is ideal for a wide range of installations, including commercial properties, government buildings, small manufacturing operations, agricultural settings, rural areas, IoT applications, businesses, and large homes. To create the perfect solution, a variety of Cel-Fi donor and server antennas can be used based on environmental needs.



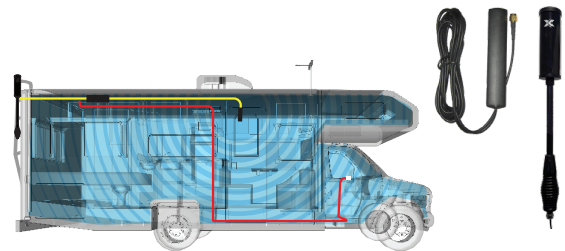
Cel-Fi GO In-Building

Mobile Mode

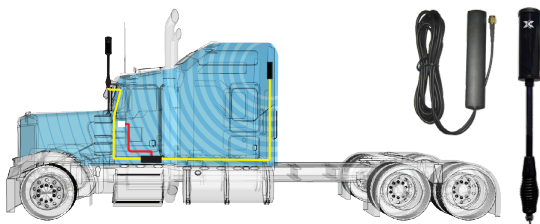
The Cel-Fi GO all-in-one Smart Signal Repeater is also the best solution for addressing the universal challenge of poor cellular coverage on the move. Simply select the appropriate donor/server antenna bundle to achieve the best voice and data wireless performance for vehicles and boats.



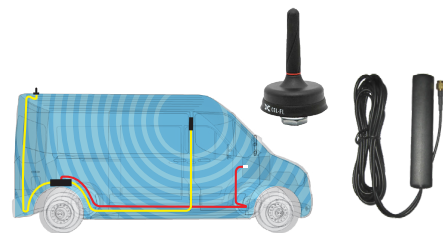
Cel-Fi GO Marine



Cel-Fi GO RV




Cel-Fi GO Trucking



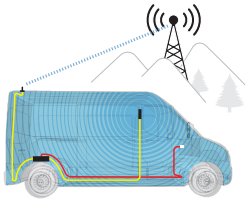
Cel-Fi GO Vehicles

6-STEP SET UP

<p>Step 1: Install Server Antennas with Cable</p>	<p>Step 2: Install Donor Antennas with Cable</p>	<p>Step 3: Mount Cel-Fi GO</p>	<p>Step 4: Connect Donor & Server Antennas with Splitter to the Cel-Fi GO</p>	<p>Step 5: Connect the AC or CLA Power Source</p>	<p>Step 6: Activate & Optimize Set Up with Cel-Fi WAVE</p> 
--	---	---	--	--	---

brief_go-31_repeater_22-0523

CEL-FI GO^{G31}



3G/4G/LTE

Smart Signal Booster™

Cel-Fi GO uses Cel-Fi's award-winning network safe Smart Booster technology to improve voice and data cellular performance in a variety of mobile and indoor environments.


DATA SHEET

MODEL NUMBERS:
G31-3/5/28_EXA
G31-3/8/28_EXA
G31-3/8/28U_EXA
G31-3/5/28M_EXA
G31-3/8/28M_EXA
G31-3/8/28UM_EXA



Benefits:

- **Superior performance: 100dB max gain with IntelliBoost**
- **Environmental rating: Outdoor NEMA 4 Rating**
- **Multi-carrier support with carrier switching**
- **Multi-user support**
- **Carrier approved for 3G/4G/LTE for voice and data**
- **Unconditionally network safe**
- **SMA antenna connectors**
- **Cel-Fi WAVE management platform**



System Features

Smart Signal Booster™
Two Versions available

- Stationary Unit: includes AC Power Supply
- Mobile Unit: includes 12V CLA Power Supply

A variety of carrier options are available
LED User Indicators for Mode and Status
IP-54 rated for use in harsh conditions
Cel-Fi GO is a cabled solution using an outside Donor antenna and an inside Server antenna
Selectable modes: WCDMA/LTE/AUTOMATIC
Simple, built-in, self-test
Unlocked: Cell phones do not need to be registered
Support for Cel-Fi WAVE mobile & desktop application
End-to-end cellular communication encryption without additional risk of vulnerability
Rigid cast-aluminum casing with integrated mounting holes
Conduction cooling

Wireless Features

Smart Signal Booster™
Supports voice and data services: WCDMA/HSPA+/LTE (FDD).
System Gain:

- Stationary Unit: Up to 100dB system gain
- Mobile Unit: Up to 70dB system gain

Bluetooth Low-Energy (BTLE) communications with smartphones for connection to the Cel-Fi WAVE mobile app
Automatic Gain Control (AGC) based on fast real-time echo-cancellation
Advanced digital echo-cancellation (>30dB) and channel select filtering algorithms
Cel-Fi actively manages the cellular link between the cell tower and user devices
Extremely linear RF front-end
Adaptive signal equalization
Based on Nextivity's 3rd-generation (ARES) chipset

Mobile Network and Network Protection Features

Unconditionally network safe
Available Carrier Configurations:

- Telstra (Bands 3/5/28)
- Vodafone (Bands 3/8/28)
- Optus (Bands 3/8/28)

Cel-Fi supports multiple cellular channels with bandwidths from 5 to 20 MHz
Total system relay bandwidth of 20 MHz
Support for 3GPP Rel. 10 features
Seamless integration with the Macro networks
Provider-specific booster: Cel-Fi boosts service only for the Operator PLMNIDs the device is authorized and configured for
Software-managed system intelligence prevents uplink system gain from exceeding path loss, eliminating unnecessary rise in base station noise level

Uplink Muting Mode automatically shuts down uplink cellular transmissions when no active user equipment is detected
 System shuts down by Operator's network command or failure detection
 User/System Registration options available, to help MNOs understand booster deployments


System Benefits

Stationary or Mobile (Nomadic) cellular coverage

May be used in any number of conventional installation scenarios, or to replace outdated or illegal repeaters
 Single button control allows user to select WCDMA(3G), LTE(4G) or AUTOMATIC to let GO relay the best available technology
 Ability to learn and adapt to changing network channels or network rearming
 No ongoing maintenance needed, nor reliance upon Internet, GPS, or handsets to be configured on the system
 Software Updates and technical support, with the Cell-Fi WAVE mobile app
 Any subscriber device from the configured Operator will benefit from improved coverage
 Cellular communications remain encrypted and secure
 User Interface (UI) LEDs provide visual feedback for ease of setup
 Easy to mount
 Silent operation

Wireless Benefits

Mobile Network and Network Protection Benefits

Automatically adapts to fit area to be covered, from small vehicles to large homes or offices up to 1200 m² (13,000 ft²), or more for open spaces
 The highest performance, fully-certified, signal booster possible in the power class
 Real-time adapting capability ensures the best possible user experience, in actual user environments, which are constantly changing, with a variety of signals present
 Bluetooth LE enables the system to communicate with smartphones and the Cel-Fi WAVE mobile app, improving the user experience and adding capability to the product 
 The Linearity of Nextivity's high-performance precision-calibrated RF front end virtually eliminates Intermodulation Desense (IMD) issues
 Maximizes signal-to-noise (SNR) ratio—provides better data rates without negatively impacting macro cells
 Allows for 30dB more gain than traditional boosters
 Cel-Fi remains fully functional, even when there are other RF emitters present

Mobile Network and Network Protection Benefits

Supports most network configurations of LTE and UMTS/WCDMA
 Reduce returns, customer care calls, and provide the best product experience to users
 Unlike wideband amplifiers, ensure the equipment capex benefits only your network—third-party macro cells are completely unaffected by Cel-Fi GO Network operators can be assured Cel-Fi devices are being used as intended, with registration and location lock option available
 Completely network safe, doesn't degrade macro capacity. Ultimate control of the devices in the field resides with the network operator
 Registration options allow control over device deployment and may be used to prevent unauthorized use

RF Specification	Band Specific Radio				
Model Number (Base)	Band 3	Band 5	Band 8	Band 28 (L)	Band 28 (U)
G31-3/5/28	Yes	Yes		Yes	
G31-3/8/28L	Yes	-	Yes	Yes	
G31-3/8/28U	Yes	-	Yes		Yes
Frequency DL (MHz)	1805 - 1880	869 - 894	924 - 960	758 - 788	773 - 803
Frequency UL (MHz)	1710 - 1785	824 - 849	880 - 915	703 - 733	718 - 748
Duplex Distance (MHz)	95 MHz	45 MHz	45 MHz	55 MHz	55 MHz
Maximum Relay Bandwidth (MHz)	20 MHz	15 MHz	20 MHz	20 MHz	20 MHz
UL TX Power Max (Conducted) (dBm)	22dBm	20dBm	20dBm	20dBm	20dBm
DL TX Power Max (Conducted) (dBm)	10dBm per 5 MHz (16dBm max)	10dBm per 5 MHz (15dBm max)	10dBm per 5 MHz (16dBm max)	10dBm per 5 MHz (16dBm max)	10dBm per 5 MHz (16dBm max)

Versions Available

Mobile: GO unit + 12V CLA adapter
 Stationary: GO unit + AC adapter

Power

9.6 to 28.8 VDC via external supply
 External supply: 100 to 240 VAC, 47 – 63Hz
 Power consumption less than 15W per unit

Antenna Requirements

50ohm antenna matching
 Antenna cables require SMA-Male connectors
 VSWR <2:1
 Antennas should support appropriate device band frequencies

Environmental

Ambient operating temperature: 0° to 65°C
Storage temperature: -25° to 65°C
Relative humidity: 0% to 95%, noncondensing
RoHS II 2011/65/EU
WEEE (2002/96/EC)
ErP 2009/125/EC

Physical Specifications

Height	Width	Length	Weight
255 mm	87 mm	28 mm	(600g)*

SMA Female Donor Antenna Connector
SMA Female Service Antenna Connector
IP54 Rated

Standards*

R&TTE 1999/5/EC	EN 60950-1:2006+A11/A12/A1/A2
R&TTE 1999/519/EC	RCM Mark
EN 301 489-17, 23	CE Mark
EN 301 908-1, 11, 15	CISPR 25
EN 300-328	ISO 763702
EN 62311	3GPP TS 25.143 Rel.10
R-NZ	

Note: Certifications are regional; not all products need or have the same certifications. Please check the specific model number to determine exactly which certifications it has.

Copyright © 2021 by Nextivity, Inc, U.S. All rights reserved. The Nextivity and Cel-Fi logos are registered trademarks of Nextivity Inc. All other trademarks or registered trademarks listed belong to their respective owners. Designed by Nextivity in California. data_go-31_eng_21-0714